

Explore (uji normalitas bg dg bm)

Case Processing Summary

	Cases					
	Valid		Missing		Total	
	N	Percent	N	Percent	N	Percent
sesudah baby gym	6	100,0%	0	0,0%	6	100,0%
sesudah baby massage	6	100,0%	0	0,0%	6	100,0%

Descriptives

		Statistic	Std. Error	
sesudah baby gym	Mean	26,3333	2,81267	
	95% Confidence Interval for Mean	Lower Bound	19,1031	
		Upper Bound	33,5635	
	5% Trimmed Mean	26,1481		
	Median	24,5000		
	Variance	47,467		
	Std. Deviation	6,88961		
	Minimum	18,00		
	Maximum	38,00		
	Range	20,00		
	Interquartile Range	10,25		
	Skewness	,923	,845	
	Kurtosis	1,109	1,741	
	sesudah baby massage	Mean	13,8333	1,62104
95% Confidence Interval for Mean		Lower Bound	9,6663	
		Upper Bound	18,0004	
5% Trimmed Mean		13,6481		
Median		13,0000		
Variance		15,767		
Std. Deviation		3,97073		
Minimum		10,00		
Maximum		21,00		
Range		11,00		
Interquartile Range		5,75		
Skewness		1,363	,845	
Kurtosis		2,005	1,741	

Tests of Normality

	Kolmogorov-Smirnov ^a			Shapiro-Wilk		
	Statistic	df	Sig.	Statistic	df	Sig.
sesudah baby gym	,243	6	,200 [*]	,937	6	,635
sesudah baby massage	,218	6	,200 [*]	,889	6	,314

*. This is a lower bound of the true significance.

a. Lilliefors Significance Correction

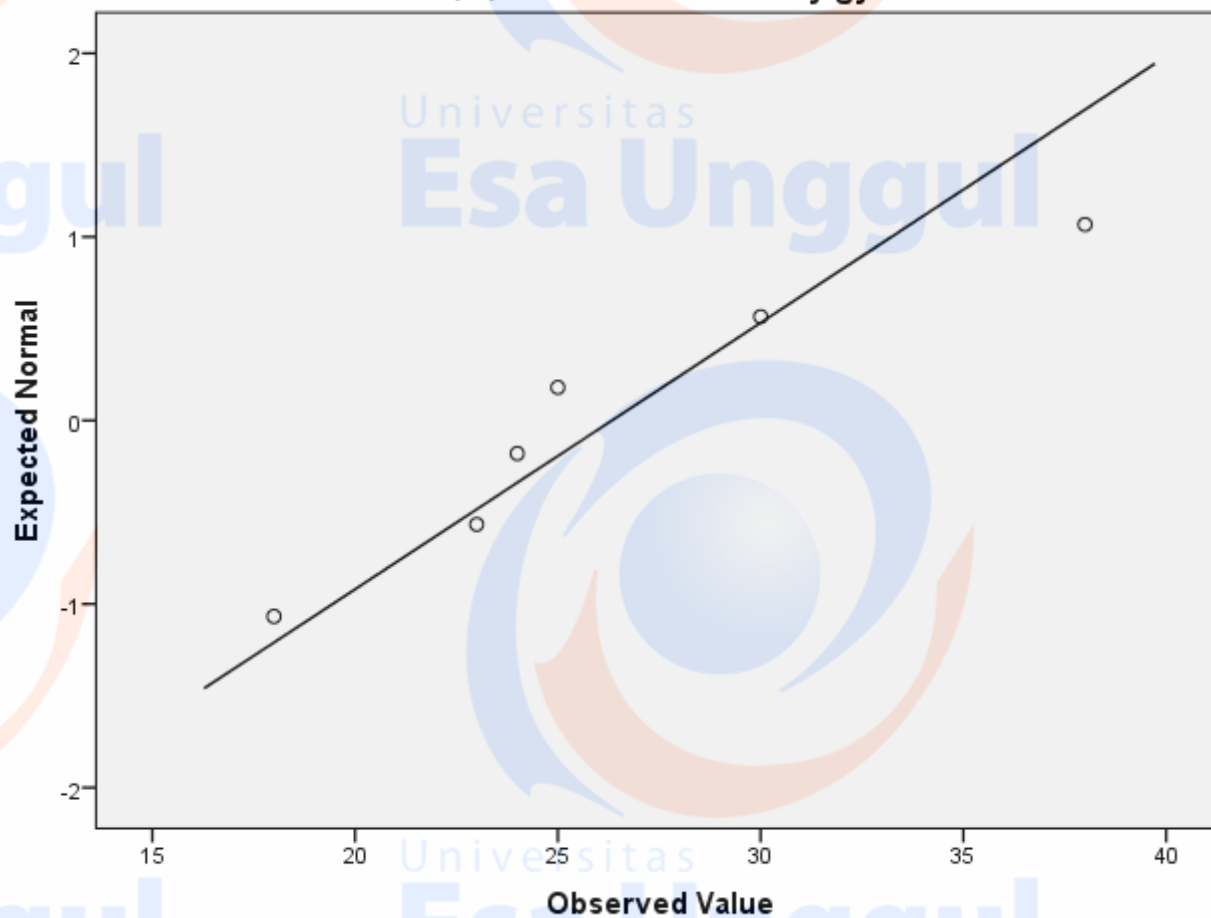
sesudah baby gym

sesudah baby gym Stem-and-Leaf Plot

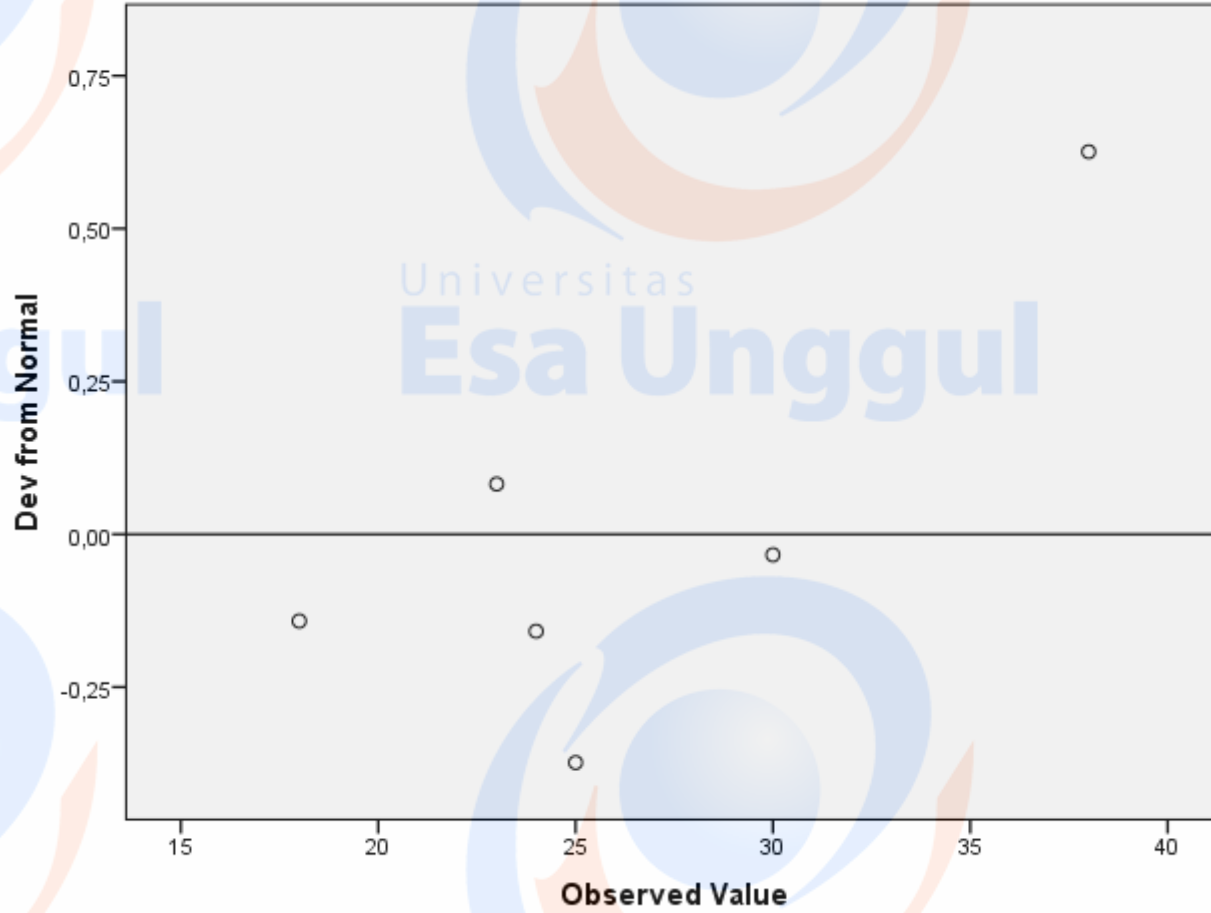
Frequency	Stem & Leaf
1,00	1 . 8
3,00	2 . 345
2,00	3 . 08

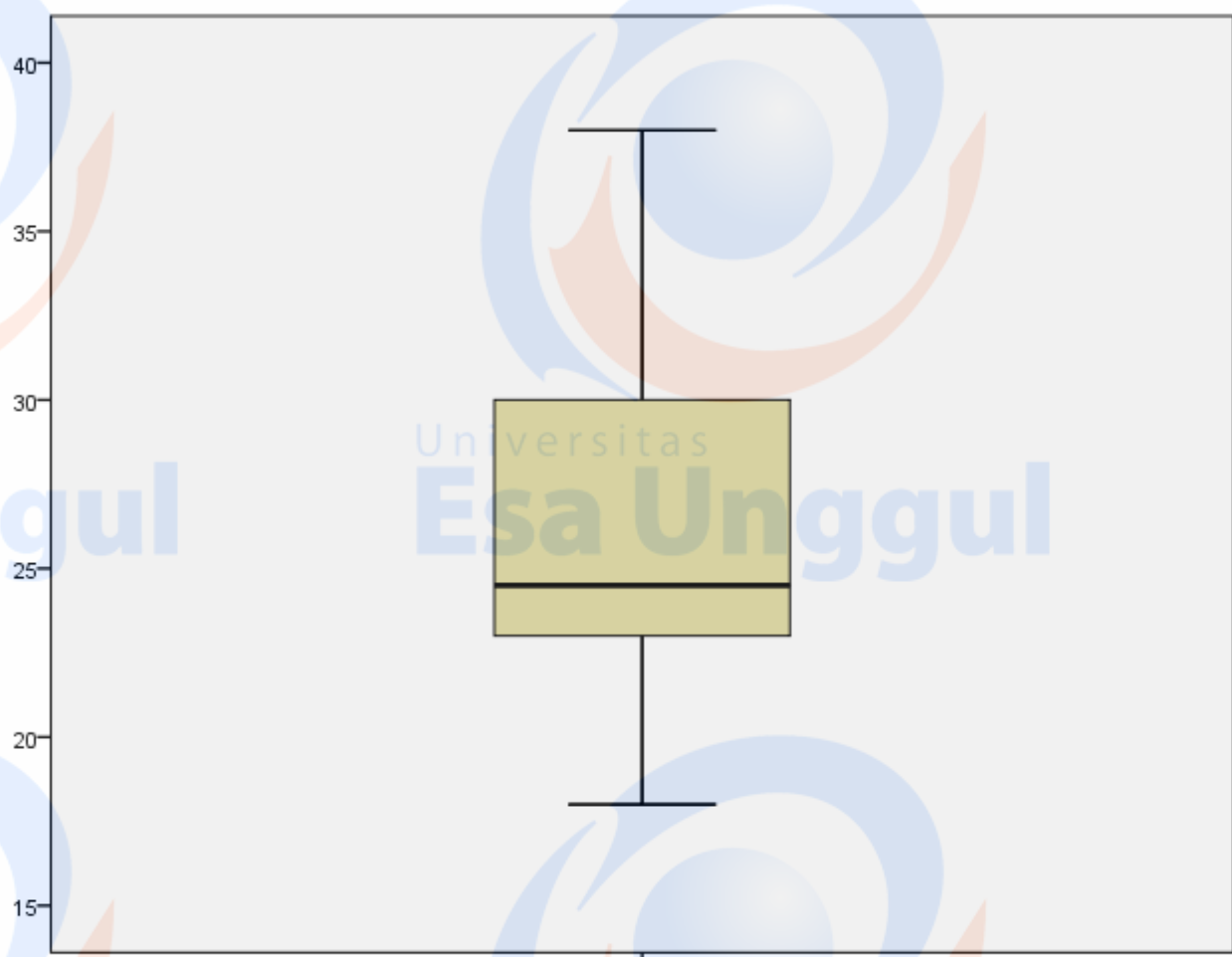
Stem width: 10,00
Each leaf: 1 case(s)

Normal Q-Q Plot of sesudah baby gym

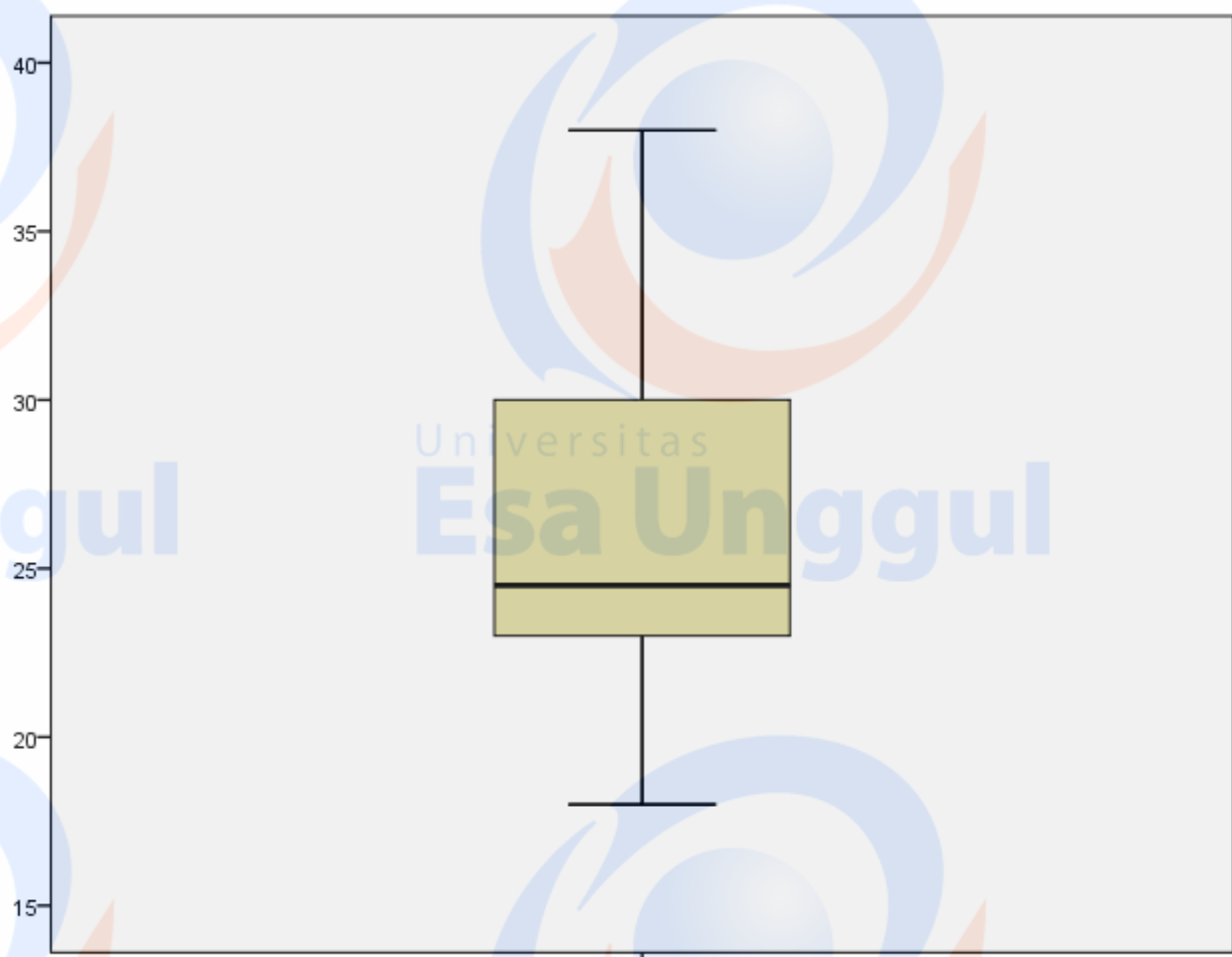


Detrended Normal Q-Q Plot of sesudah baby gym





sesudah baby gym



sesudah baby gym

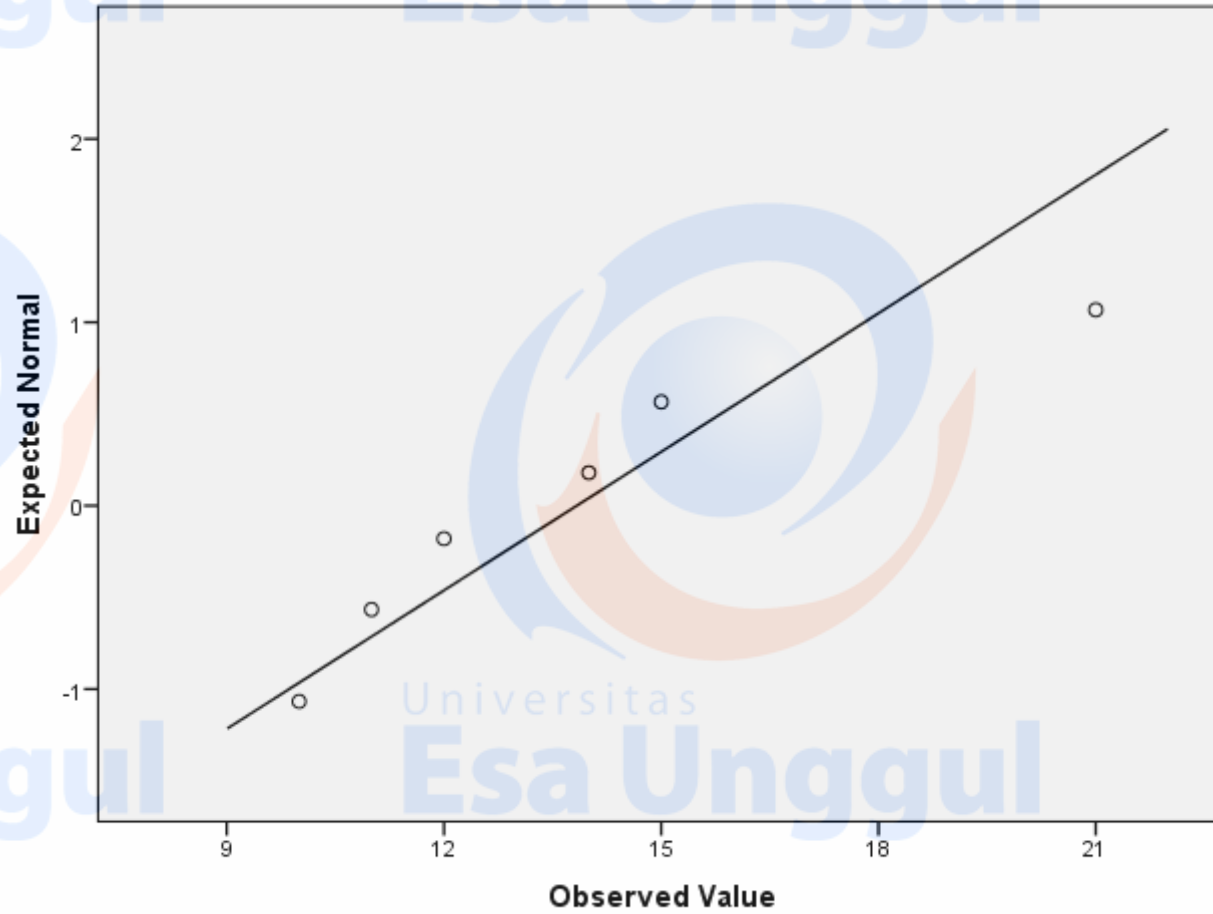
sesudah baby massage

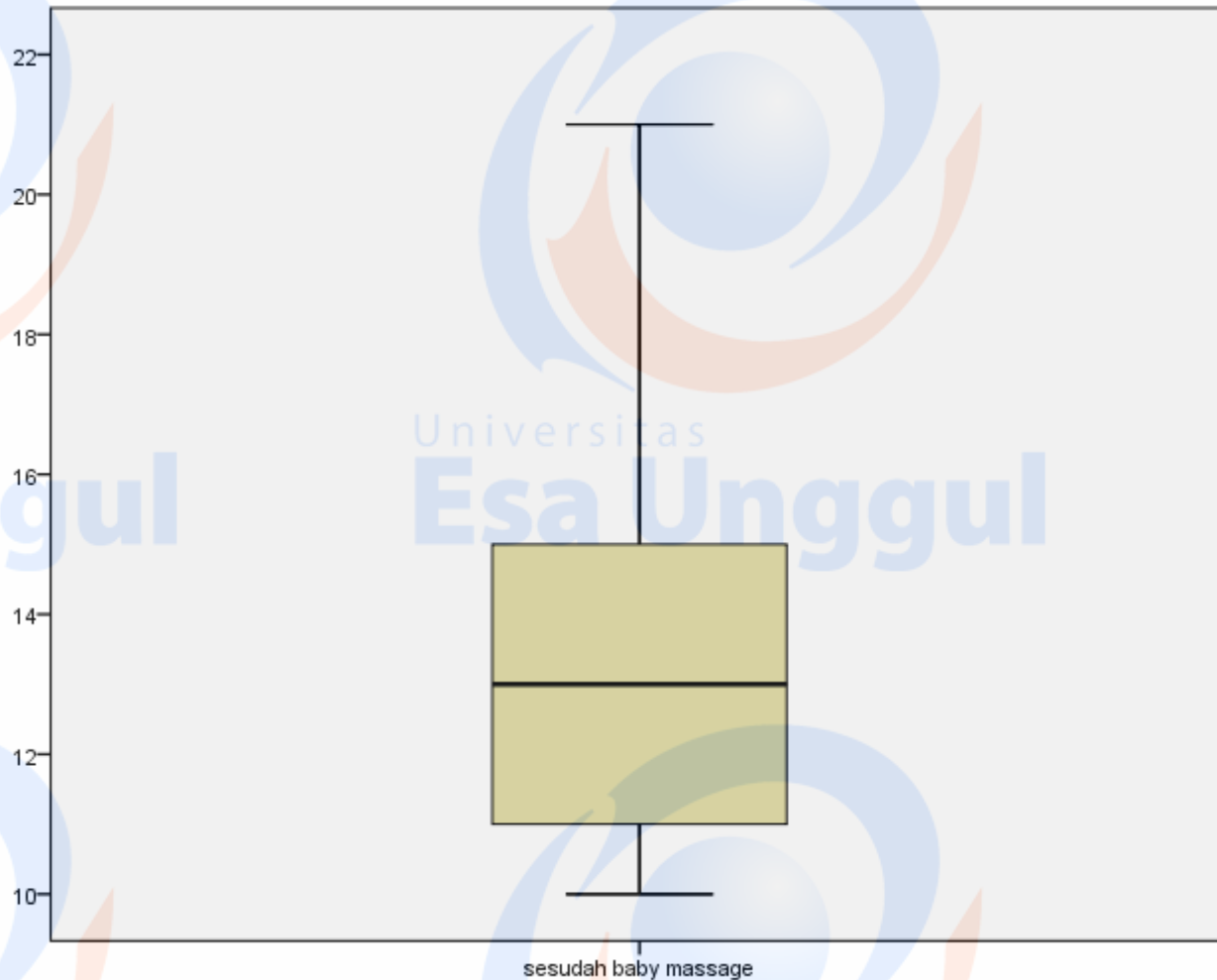
sesudah baby massage Stem-and-Leaf Plot

Frequency	Stem &	Leaf
4,00	1 .	0124
1,00	1 .	5
1,00	2 .	1

Stem width: 10,00
Each leaf: 1 case(s)

Normal Q-Q Plot of sesudah baby massage





sesudah baby massage

BABY MASSAGE

T-Test

Paired Samples Statistics

		Mean	N	Std. Deviation	Std. Error Mean
Pair 1	sebelum baby massage	6,1667	6	2,56255	1,04616
	sesudah baby massage	13,8333	6	3,97073	1,62104

Paired Samples Correlations

		N	Correlation	Sig.
Pair 1	sebelum baby massage & sesudah baby massage	6	,475	,341

Paired Samples Test

		Paired Differences					t	df	Sig. (2-tailed)
		Mean	Std. Deviation	Std. Error Mean	95% Confidence Interval of the Difference				
					Lower	Upper			
Pair 1	sebelum baby massage - sesudah baby massage	-7,66667	3,55903	1,45297	-11,40164	-3,93170	-5,277	5	,003

BABY GYM

T-Test

Paired Samples Statistics

		Mean	N	Std. Deviation	Std. Error Mean
Pair 1	sebelum baby gym	8,3333	6	3,98330	1,62617
	sesudah baby gym	26,3333	6	6,88961	2,81267

Paired Samples Correlations

		N	Correlation	Sig.
Pair 1	sebelum baby gym & sesudah baby gym	6	,862	,027

Paired Samples Test

		Paired Differences					t	df	Sig. (2-tailed)
		Mean	Std. Deviation	Std. Error Mean	95% Confidence Interval of the Difference				
					Lower	Upper			
Pair 1	sebelum baby gym - sesudah baby gym	-18,00000	4,00000	1,63299	-22,19774	-13,80226	-11,023	5	,000

COMPARE BABY GYM DAN BABY MASSAGE

Paired Samples Statistics

		Mean	N	Std. Deviation	Std. Error Mean
Pair 1	sesudah baby gym	26,3333	6	6,88961	2,81267
	sesudah baby massage	13,8333	6	3,97073	1,62104

Paired Samples Correlations

		N	Correlation	Sig.
Pair 1	sesudah baby gym & sesudah baby massage	6	,668	,147

Paired Samples Test

		Paired Differences				t	df	Sig. (2-tailed)	
		Mean	Std. Deviation	Std. Error Mean	95% Confidence Interval of the Difference				
					Lower				Upper
Pair 1	sesudah baby gym - sesudah baby massage	12,50000	5,16720	2,10950	7,07735	17,92265	5,926	5	,002